



Street by Street - The Creative Revolution!

Do It Yourself STREET PARTIES!

HELPFUL HINTS from the LANTERN COMPANY

The Street by Street Creative Revolution activities have been specially designed to kick start the party, from your own home. You can enjoy them as stand-alone or connected activities to inspire families, friends and neighbours to come together in your block / street / local park, in a safe and socially distanced way, to connect and make a mini creative celebration.

This may seem very difficult during the COVID pandemic but as long as safety guidelines are kept to there is no reason why we can't still come together, be creative and celebrate.

www.lanterncompany.co.uk
Instagram: @thelanterncompany
Facebook: @lanterncompany



JUNK BAND WORKSHOP BY MUSICIAN/DJ GIACOMO FAZI

HOUSE ORCHESTRA

Making groovy bangers with what is available in your house.

INTRODUCTION

Encourage and inspire everyone in a household, from toddlers to teenagers and adults, to actively engage and look around the house to find objects with which to make musical instruments and start creating music.

The concept and name is a play on “house”, intended both as a musical genre where we will be applying house music elements (easy to follow 4 x 4 rhythms and groove); as well as using only household items readily available in your home, with no need to purchase anything. Most instruments are already there, made and ready to go, you just need to find them.

WHAT YOU WILL NEED

- 1 x Large Bin
- 1 x Pot
- 2 x Plastic Bottles
- 4 x Glass Bottles
- 4 x Metallic Tins
- 2 x Items of cutlery
- 1 x Rolling Pin
- Rubber Bands
- Rice or Barley
- Strong Glue

[Download instructions \(PDF\)](#)



To co-ordinate a House Jam, we will group sounds into **BEATS, SHAKE and MELODY**, and use a simple numeric system from 1 to 8 so we can assign each instrument or sound to a number: 1- 3 – 5 – 7 are on the beat, and for who is feeling more adventurous, you can shake in between the beats on 2 – 4 – 6 – 8 (or simply all the time).

STEPS – INSTRUCTIONS



BEAT: PLAY ON THE 1
(also works well on 1 & 5) Bins: loud and hollow bass drum, use a rolling pin or stick to bash loudly.




BEAT: PLAY ON THE 3 & 7
Pots, pans and lids: start bashing with a wooden spoon or cutlery, experiment with size and water fillings.




MELODY: FREE / IMPROVISE
Megaphone: Make a cone shape out of paper or cardboard to amplify your voice. Sing along or shout out numbers to keep up with the Beats and Shake.



BEAT: PLAY ON 1 3 5 7



PLASTIC BOTTLES
These make a great loud and hollow sound, bash on any surface or against each other.



BEAT: PLAY ON 3 & 7
Experiment with or without lids, open or closed.



PLASTIC BOTTLE SHAKER




SHAKE: ON 2 – 4 – 6 – 8 (or all the time)
 These are simple and easy to make, just fill with anything you like and start shaking (or bashing with a stick).



TIN SHAKERS:
 Get a used tin can (ringpull are best), wash carefully (adult supervision needed, lid can be sharp). Get a piece of cardboard and draw a circle around the can on it (this will give us the size of the lid).




Fill with whatever you think gives the best sound, rice or barley (any small grains, if they're old and stale, all the better, check the cupboard), I experimented with pasta and coins too.



Then cut out the cardboard circle you draw at the start and fit it on top of the can, glue it with strong glue (an adult will need to do this).
 This will keep the lid closed, and now, SHAKE!



SHAKE: 2 – 4 – 6 – 8 (or all the time).
 You can also paint and customise your own tin.



PAN PIPE BOTTLES

Make your own “Pan “Pipe”. Bottles are great melodic and percussive instruments, add water to each bottle for different notes.



Rinse out any glass bottles, then starting from an empty one, gradually fill the other bottles with a bit of water, every bit of water creates a higher note. I find 4 notes is great to play with.



You can also tape them together to some cardboard so you can hold them easily together.




MELODY: ON THE 1 – 3 – 5 – 7 (or Free / Impvise)

Blow in each bottle and make your own melody.



BEAT: ON THE 1 3 5 7

Wood: melodic and rhythmical, experiment with different sizes.



MELODY: FREE / IMPROVISE

Box guitar. Use rubber bands around a hollow box or cardboard box. Experiment with cutting grooves at regular intervals and using different size rubber bands.

HEALTH & SAFETY:

Please note this is intended as an outdoor activity and social distancing should be respected at all times, you are only expected to be on your doorstep or even just play out the window of your own house.

LINKS

Website: www.jacquesmalchance.com

Instagram: [@jacquesmalchance](https://www.instagram.com/jacquesmalchance)

[Download instructions \(PDF\)](#)